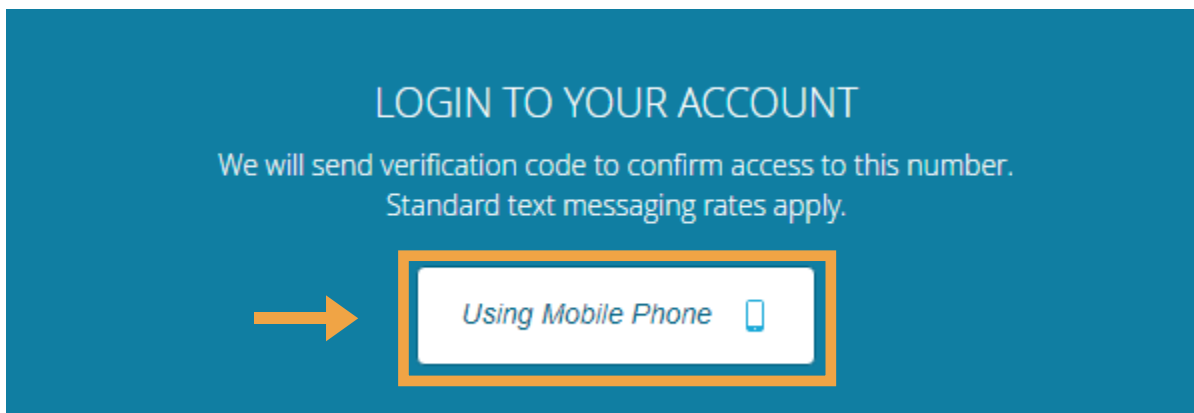


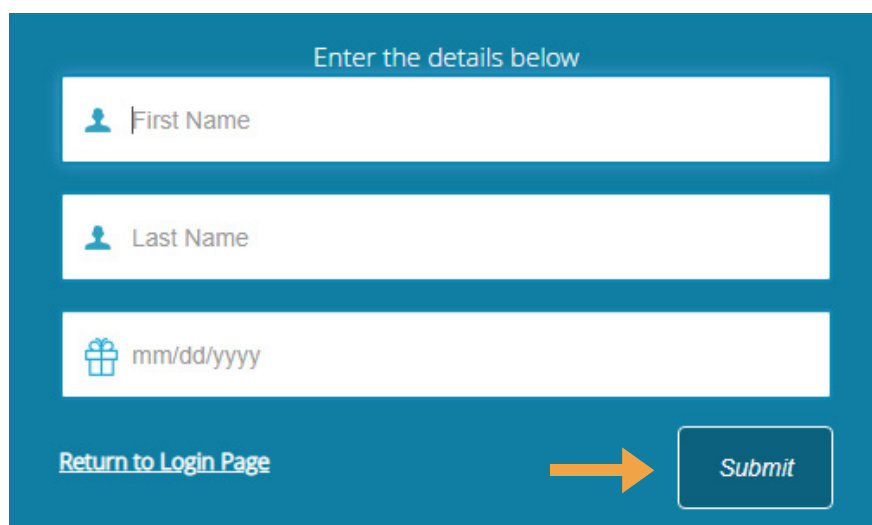
Sign-in to patient portal with your mobile phone number

Step 1. Visit health.healow.com/villagehealth on your smart device or computer.

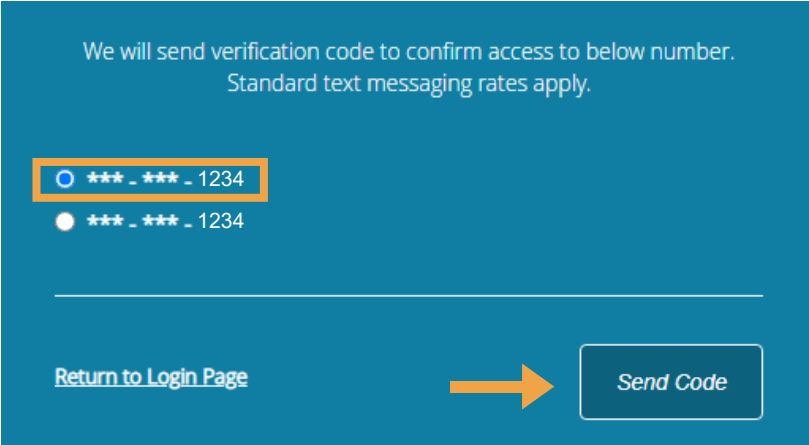
Step 2. In the upper right-hand corner of your screen, click “Using Mobile Phone”.



Step 3. Please enter your first name, last name, and date of birth. Then press “Submit”.


A screenshot of a registration form with a dark teal background. At the top, it says "Enter the details below". There are three input fields: "First Name" with a person icon, "Last Name" with a person icon, and "mm/dd/yyyy" with a calendar icon. At the bottom left, there is a link "Return to Login Page". At the bottom right, there is a white button with the text "Submit". An orange arrow points to the right of the "Submit" button.

Step 4. Select the phone number you would like to receive the verification code at, then click “Send Code”.



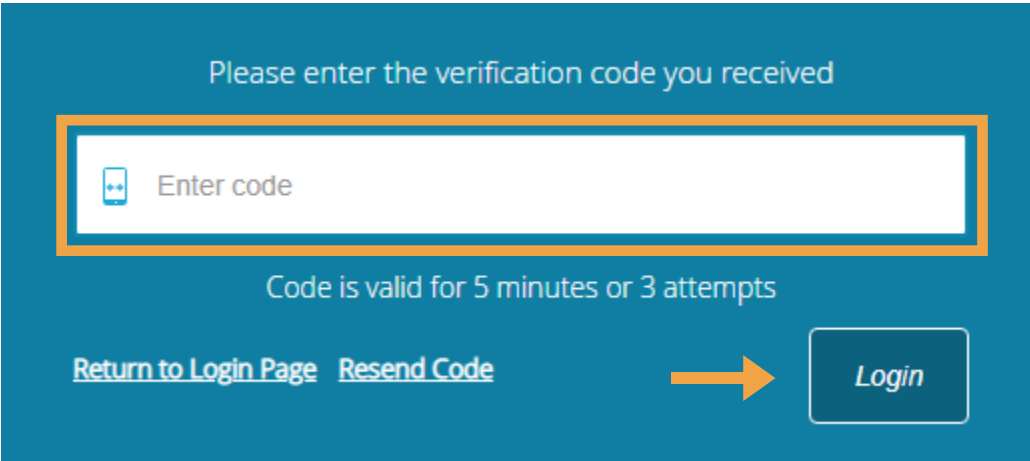
We will send verification code to confirm access to below number.
Standard text messaging rates apply.

*** - *** - 1234
 *** - *** - 1234

[Return to Login Page](#) 


This screenshot shows a blue background with white text. At the top, it says "We will send verification code to confirm access to below number. Standard text messaging rates apply." Below this, there are two radio button options, both labeled "*** - *** - 1234". The first option is selected, indicated by a blue circle. A white box with an orange border highlights the first option. At the bottom, there is a link "Return to Login Page" and a button "Send Code". An orange arrow points from the link area towards the "Send Code" button.

Step 5. Check the text messages on your mobile phone and enter the new verification code that was sent to you. Please note, your code will expire after 5 minutes or 3 attempts. Next, click “Login” and you will be granted access to your patient portal.



Please enter the verification code you received

Code is valid for 5 minutes or 3 attempts

[Return to Login Page](#) [Resend Code](#) 

This screenshot shows a blue background with white text. At the top, it says "Please enter the verification code you received". Below this is a white text input field with a blue mobile phone icon on the left and the placeholder text "Enter code". The input field is highlighted with a white box and an orange border. Below the input field, it says "Code is valid for 5 minutes or 3 attempts". At the bottom, there are two links: "Return to Login Page" and "Resend Code", followed by a button "Login". An orange arrow points from the links area towards the "Login" button.